

How do you use computers? Technology can be used as a tool to make our lives better and solve problems.

Use this activity with your friends and family. Look for **cues** to guide your exploration of the past, present, and future of communication!

#EXPLORECHM COMMUNICATION

ILLUSTRATIONS: VERONICA-RONIT BLIMAN

Tips for Families

Artifacts are organized in each space by themes or topics.

Ask compare-and-contrast questions, such as:

- What do you observe about the artifacts that are next to each other?
- What do you see that is similar or different about them?

Ask open-ended questions about the artifacts, such as:

- What do you notice when you look closely?
- Are there parts of this artifact that look familiar to you?

Encourage children to use their senses while exploring the exhibits—during live machine demonstrations, listen, look closely, and smell. Remember: only certain artifacts should be touched!

Read the labels and artifact information together to answer questions and learn interesting facts.

Engage with everyone in your group and help children explore their interests. Share your own stories and make personal connections to the artifacts and innovators you learn about.

See and Do More

Stop by the Learning Lab to try hands-on activities and discover stories about innovators who are changing the world!

Take a Break

Enjoy some delicious treats in the Cloud Bistro. Remember, food and drinks are not allowed in the exhibit spaces.

Personal Needs

There are three bathrooms on the first floor of the building (please check the Museum map for more details). A Mother's Room is available on the second floor of the building. Inquire at the front desk for access.

Wi-Fi

Connect to "Museum_1st_floor" wireless network.

Check In

Remember to check any backpacks or large bags at the front desk. You can access these items throughout the day.

Picture Time

Take tons of photos (and selfies too!), but please keep your flash turned off! Share your fun moments on social media and tag us @ComputerHistory using #ExploreCHM.

Grab a Memory, Not the Artifacts!

Visit the Museum Store for interesting gifts and items to take home.

Visit Us Again

Ask about membership options, upcoming programs and events at the front desk.

Give Us Your Feedback

We'd love to hear from you! If you have questions or suggestions, please contact us at feedback_familyprograms@computerhistory.org to share your ideas.

CHM

CHM FAMILY ACTIVITY



SAGE GALLERY 6

Look closely at the SAGE display and **write**:

I see...

I think...

I wonder...

Explore the colorful model of SAGE. Can you find:

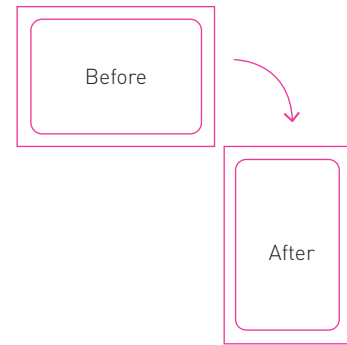
- a SAGE employee
- Command Post
- a computer screen

Think and share!

How is technology used to inform us about emergencies or danger today?

XEROX ALTO GALLERY 15

Look closely at the artifact and **draw** what the screen display looked like before and after the Xerox Alto.



Think and share!

How do you use technology to communicate at work or at school? How do you think communication will change in the future?

Explore the Input & Output gallery. Find artifacts that are:

- | | |
|-----------------|---------------|
| Fast | Heavy |
| Portable | Slow |
| Unique | Square |
| Colorful | Clever |

SIMON GALLERY 18

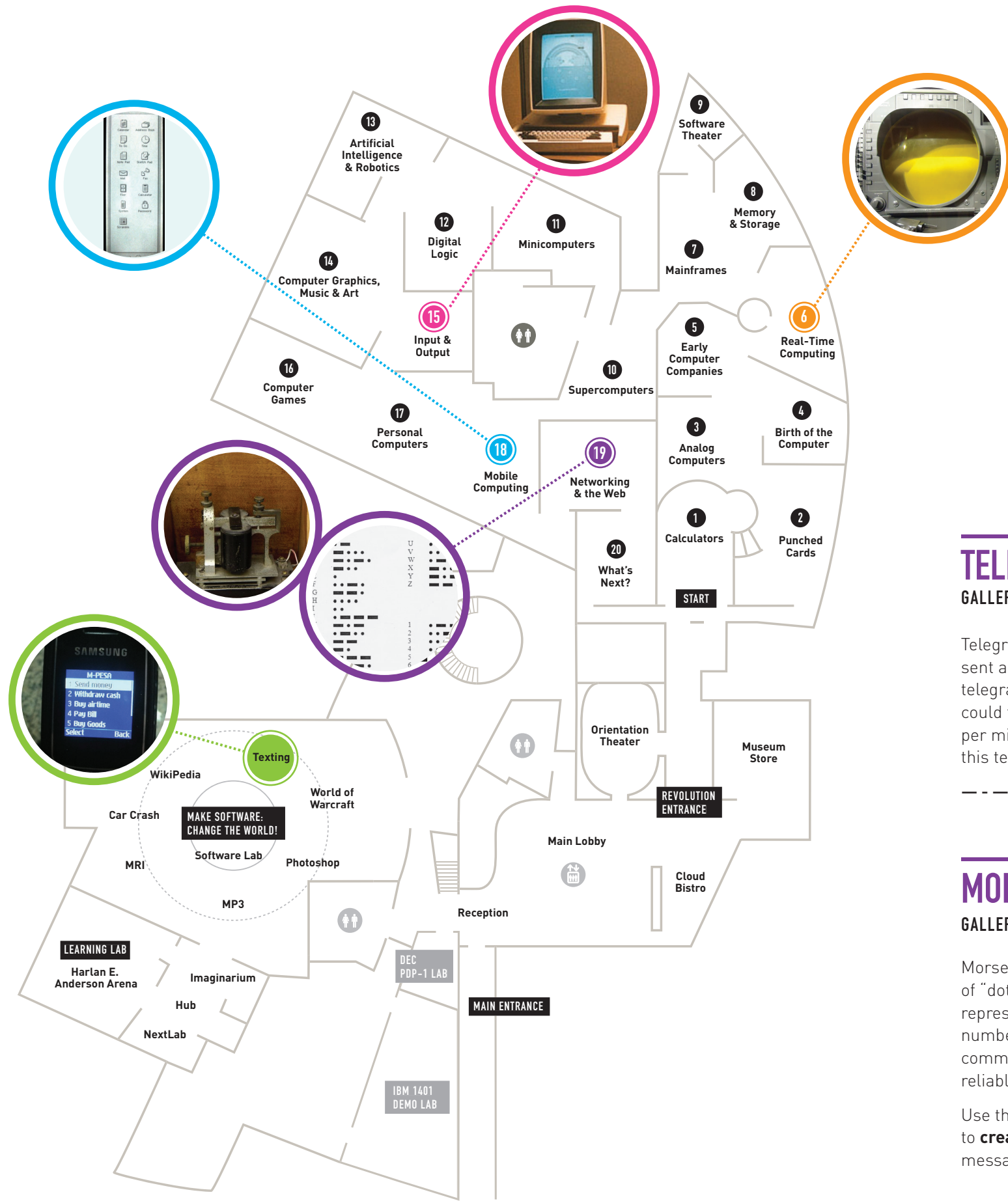
Think and share! what makes a cell phone "smart"?

Explore the Mobile Computing gallery and brainstorm some questions that you have about the Simon or other cell phones.

I wonder...

How would you improve your smartphone?

Create a new feature for your smartphone of the future! **Draw** or **write** your idea here:



TELEGRAPH GALLERY 19

Telegraph messages were sent and received by telegraph operators who could type about 20 words per minute! Can you decode this telegraph message?

MORSE CODE GALLERY 19

Morse code uses patterns of "dots" and "dashes" to represent letters and numbers. Messages can be communicated quickly and reliably.

Use the Morse Code chart to **create** and send a short message to a friend.

Continue to the next exhibit—
Make Software: Change the World!

TEXTING

Texting has changed the way we communicate! What are some abbreviations (short forms) that you use? Example. "brb"


Explore the gallery and find these important uses of texting:

- banking
- voting
- emergencies

Look closely at the speed-texting station and test your "blind texting" skills.

Create a selfie with your group! Take a photo and post it on social media @ComputerHistory with #ExploreCHM.

Imagine the future! Create and name your own new emoji here:



Did you know? Anyone can create and submit their own emoji. Learn more here: <http://unicode.org/emoji/proposals.html>.